

HOME FIRE PREVENTION

INFORMATION AND RESOURCES ON THE DANGERS OF FIRE IN THE HOME

Fire is a leading cause of non-occupational fatalities and is the 5th largest cause of accidental deaths in the home, leading to about 3,000 deaths per year across the US¹.

Regulations for home fire prevention during construction are found in the *NYS Building Codes*, specifically within the *Residential Code*. This code references others that directly address building fire prevention and detection like the Fire, Electrical, Fuel Gas and Mechanical Codes. Any upgrades to homes should be done as specified by the applicable codes. For older buildings, the existing building code and property maintenance code apply.






The *Existing Building Code* requires all building systems to:

- be maintained in original operating condition and continue to be usable until they present a hazard to life, health or property.
- instructs building owners when changes to the building requires a portion of it (like the electrical, plumbing or heating system) to be brought up to the current code requirements.

The *Property Maintenance Code*:

- tells how buildings must be maintained so they do not become a potential fire hazard with specific sections dealing with heating, mechanical, electrical and fire safety requirements.
- has requirements of all devices and equipment in a house to be properly installed, repaired and replaced when deterioration or damage has caused them to present a fire or another hazard.
- requires that the building's fire protective structures be maintained, that fire detection and alarm systems are kept operational, and that the ways to escape the building are kept clear.

Classes of Fire Extinguishers

	Ordinary Combustibles	Wood, Paper Cloth
	Flammable Liquids	Grease, Oil, Paint, Solvents
	Live Electrical Equipment	Electrical Panel, Motor, Wiring
	Combustible Metal	Magnesium, Aluminum
	Commercial Cooking Equipment	Cooking Oils, Animal Fat, Vegetable Oils

Always call 9-1-1 before attempting to fight a fire. Be sure you have the correct extinguisher for the material that is burning.

¹The National Safety Council's 2015 Accident Facts Book

PREVENTION

- Maintain home systems (electrical, heating, fire barriers) in the way they were originally installed and make any updates per current code requirements.
- Have heating systems (fireplaces, wood stoves, furnaces, boilers, hot water heaters, etc.) inspected and serviced at least annually by a qualified technician.
- Use portable heaters per the manufacturer's instructions.
- If you smoke, go outdoors. If done indoors, use a stable ash tray, do not smoke on furniture with combustible coverings and never in bed or when tired. Dispose of ashes in a fire resistant (metal) container. Store smoking materials, especially matches & lighters, so children can't get them.
- If candles or lanterns are used, place them on a stable surface and continuously monitor their use.
- If a circuit breaker or ground fault circuit interrupter (GFCI) trips for no apparent reason, discontinue use of the circuit until the cause of the fault is determined and repaired.
- Do not overload electrical outlets. If they feel or smell, warm remove the equipment connected to them and have them repaired if they are damaged.
- Use properly sized light bulbs in all lighting fixtures & lamps.
- Only use extension cords that are sized for the equipment being powered. If a cord feels warm replace it with one that has a higher electrical capacity (or smaller gauge wire). Destroy and replace any damaged cords.

For more information and resources visit:

www.cseany.org/safety



CSEA has been winning the fight for safe and healthy working conditions for over 100 years, yet there is more to be done. Hazards old and new- from Asbestos to Zika- remain a threat to workers every day. CSEA will not back down from the fight and nothing is more important than saving lives and keeping workers free from injury. Your help is needed now more than ever.

The life you save could be YOUR OWN.

New York State Child Day Care Regulations 416.4(a-k)

The day care must perform **monthly fire evacuation drills** on all work shifts. Those drills must cover all evacuation routes, but exiting through windows or climbing ladders is not required.

Working **smoke detectors** must be present on all levels of the building and in rooms where the children nap, or in an adjacent room if there is no door between them.

Fire extinguishers must be provided in the kitchen of all day cares, and outside the furnace room for those in a residence. Staff must be trained in the proper use of the extinguishers. Those extinguishers gauges must show full and have the seal intact.

Children must be on the same floor as the care giver at all times and cannot be over located higher than the second floor of a residence. All floors where care is given must have **two means of egress**, that are kept clear of obstructions and are separate from each other. For primary care activities the **second floor egress routes must be stairs**. For **below ground, one means must be an interior stairway and the depth below ground cannot exceed 8 feet**. Basement evacuation windows must meet the requirements of NYS Fire and Building Code.

No combustible storage is allowed in the furnace room, and if there is no room it must be at least 4 feet from the furnace. **Wood, coal, pellet or gas supplemental heater must be inspected** by the local authorities or an inspector qualified to approve those systems and must have barriers in place to prevent contact by the children. **Liquid fuels may not be stored in habitable portions** of the building and in a way they do not impinge on egress routes.

At least 5 days prior to opening, **the facility must notify local fire authorities of their presence** and provide the required operational information using the form required by OCFS regulation in section 416.15(b)(18) of this Part.

Subscribe to our newsletter:

